

## **Introduction**

You can upload your Student Learning Profile (SLP) via your JUPAS account for consideration by the 9 JUPAS participating-institutions and the SSSDP institutions. **Hard copy / email submission will NOT be accepted.**

The supporting document to be uploaded **MUST** be in one single file in PDF format, with a maximum file size of 3MB.

**Submission / further amendment after the deadline will NOT be accepted.**

If you wish to find out more details about SLP, please visit the sections of "[Student Learning Profile \(SLP\)](#)" and "[FAQ](#)" on the JUPAS website.

Should there be any inconsistency or ambiguity between the English version and the Chinese version, the English version shall prevail.

## **簡介**

你可透過「大學聯招辦法」帳戶上載學生學習概覽 ( SLP ) 供 9 所「大學聯招辦法」參與院校及 SSSDP「資助計劃」院校作參考用。列印本 / 經電郵遞交，概不接受。

上載的 SLP 必須為一個不大於 3MB 的 PDF 檔案。

逾期遞交 / 修改，概不接受。

如果想了解更多關於 SLP 的資訊，請瀏覽「大學聯招辦法」網站的 [「學生學習概覽 \( SLP \)](#)」及 [「常見問題](#)」部分。

此中文版本為英文版本譯本，如中、英文兩個版本有任何抵觸或不相符之處，概以英文版本為準。

Last updated on 5 October 2023

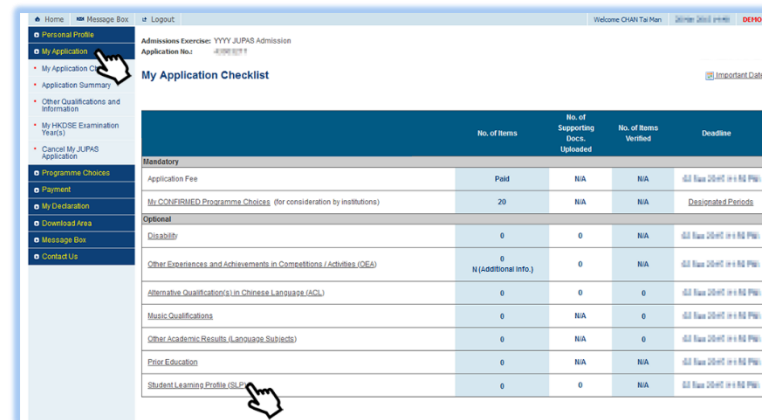
於 2023 年 10 月 5 日更新

### 3.2 Upload Student Learning Profile (SLP)

#### 3.2 上載學生學習概覽 ( SLP )

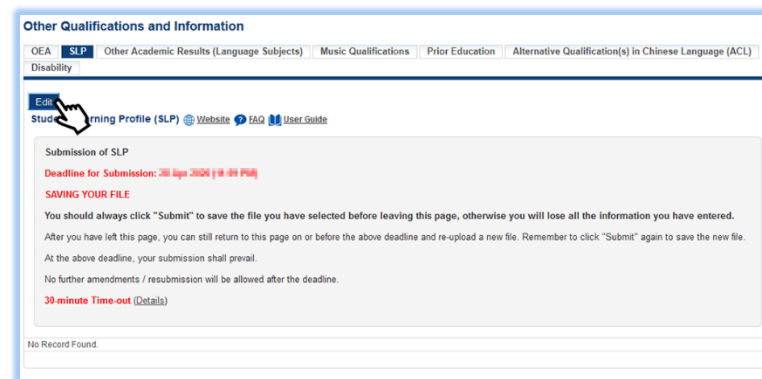
## Upload SLP 上載 SLP

1. Click “My Application”.  
按「My Application」。
2. Click “Student Learning Profile (SLP)”.  
按「Student Learning Profile (SLP)」。



|   | No. of Items            | No. of Supporting Docs. Uploaded | No. of Items Verified | Deadline             |
|---|-------------------------|----------------------------------|-----------------------|----------------------|
| <b>Mandatory</b>  |                         |                                  |                       |                      |
| Application Fee   | Paid                    | N/A                              | N/A                   | 03 Nov 2015 04:00 PM |
| My CONFIRMED Programme Choice (for consideration by institutions)     | 20                      | N/A                              | N/A                   | Designated Periods   |
| <b>Optional</b>   |                         |                                  |                       |                      |
| Disability  | 0                       | 0                                | N/A                   | 03 Nov 2015 04:00 PM |
| Other Experiences and Achievements in Competitions / Activities (OEA) | 0<br>(Additional info.) | 0                                | N/A                   | 03 Nov 2015 04:00 PM |
| Alternative Qualifications in Chinese Language (ACL)                  | 0                       | 0                                | 0                     | 03 Nov 2015 04:00 PM |
| Music Qualifications  | 0                       | 0                                | 0                     | 03 Nov 2015 04:00 PM |
| Other Academic Results (Language Subjects)                            | 0                       | N/A                              | 0                     | 03 Nov 2015 04:00 PM |
| Prior Education   | 0                       | N/A                              | N/A                   | 03 Nov 2015 04:00 PM |
| Student Learning Profile (SLP)  | 0                       | 0                                | N/A                   | 03 Nov 2015 04:00 PM |

3. Click “Edit”.  
按「Edit」。



Other Qualifications and Information

OEA | **SLP** | Other Academic Results (Language Subjects) | Music Qualifications | Prior Education | Alternative Qualification(s) in Chinese Language (ACL)

Disability

**Edit**

Student Learning Profile (SLP) | Website | FAQ | User Guide

Submission of SLP

Deadline for Submission: 03 Nov 2015 04:00 PM

**SAVING YOUR FILE**

You should always click "Submit" to save the file you have selected before leaving this page, otherwise you will lose all the information you have entered.

After you have left this page, you can still return to this page on or before the above deadline and re-upload a new file. Remember to click "Submit" again to save the new file.

At the above deadline, your submission shall prevail.

No further amendments / resubmission will be allowed after the deadline.

**30 minute Time-out (Details)**

No Record Found.

### 3.2 Upload Student Learning Profile (SLP)

#### 3.2 上載學生學習概覽 ( SLP )

#### 4. Upload the SLP file.

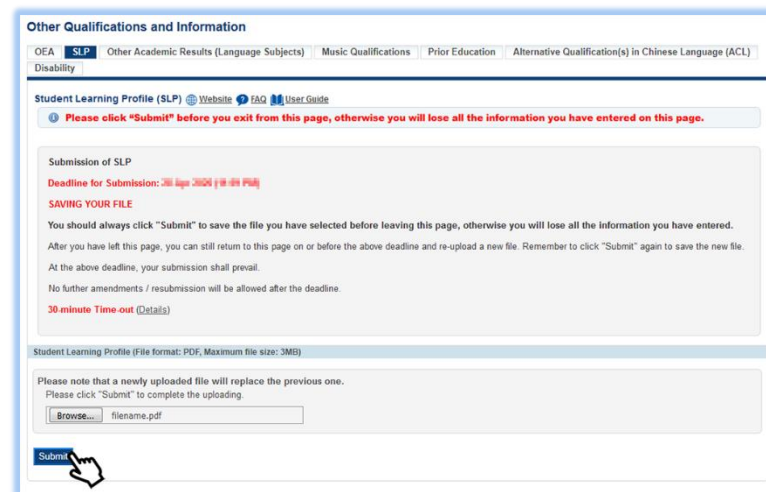
The file **MUST** be in PDF format with a maximum file size of 3MB.

上載你的 SLP 檔案。

上載的檔案必須為不大於 3MB 的 PDF 格式。

#### 5. Click “Submit”.

按「Submit」。



#### 6. Your SLP file has been successfully uploaded. You can click the file name to view the uploaded file.

You can also click “Edit” to reupload / remove the SLP file on or before the submission deadline.

你已成功上載 SLP 檔案。你可以按檔案名稱檢視已上載的檔案。

你亦可於遞交限期前，按「Edit」重新上載 / 刪除 SLP 檔案。

#### 7. Check the uploaded SLP file carefully before leaving this page.

離開此頁面前，細心查閱已上載的 SLP 檔案。

