

Introduction

The JUPAS online application system is an online system specifically designed for local applicants with HKDSE Examination results to submit applications for admission to the 9 JUPAS participating-institutions and the SSSDP institutions, and for supporting major activities throughout each JUPAS operating cycle.

This section will introduce the sitemap, pages and common buttons of JUPAS account, and the important notice of JUPAS online application system.

The Applicants' User Guides are released in phase according to the application procedures. For the release dates of the Applicants' User Guides, please refer to the section of ["Applicants' User Guide Menu"](#) on the JUPAS website.

Should there be any inconsistency or ambiguity between the English version and the Chinese version, the English version shall prevail.

Last updated on 5 October 2023

於 2023 年 10 月 5 日更新

簡介

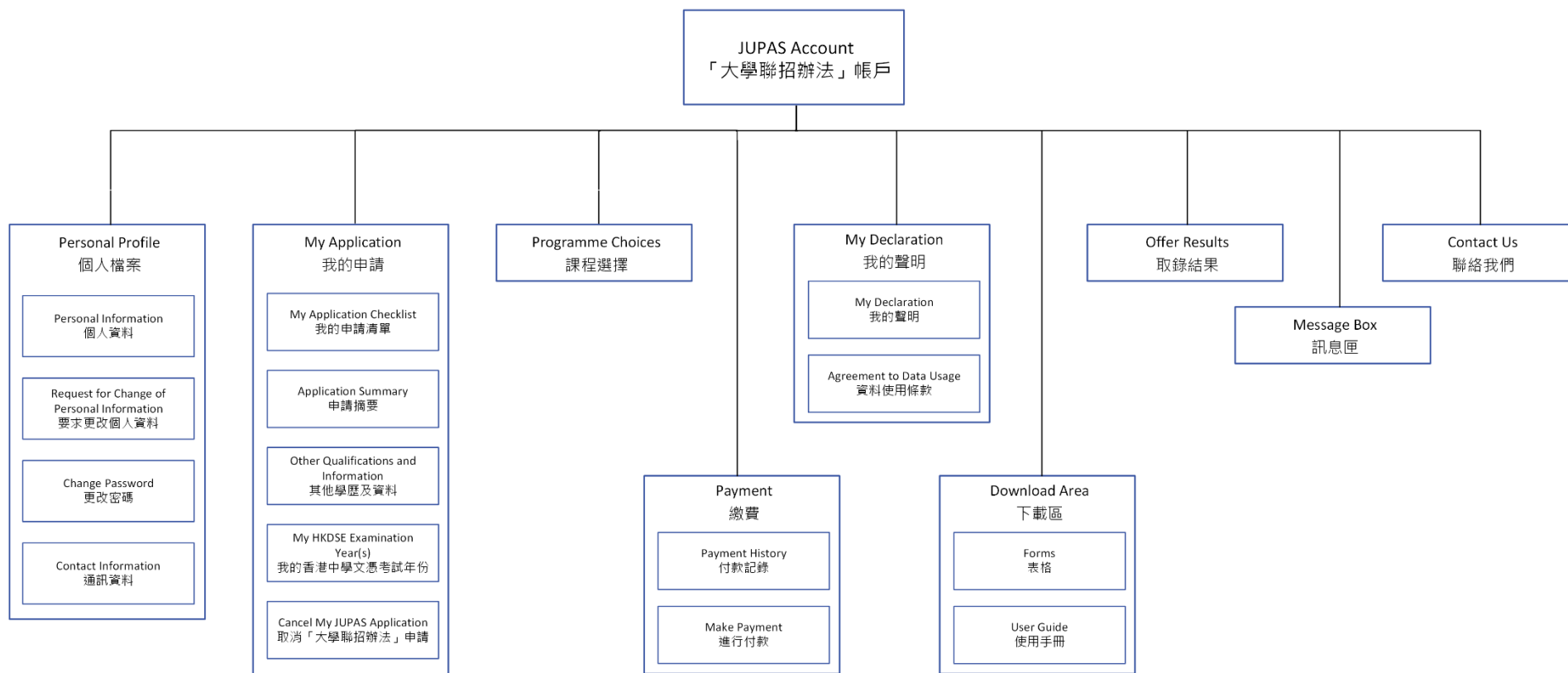
「大學聯招辦法」網上申請系統是一個專為持有香港中學文憑考試成績的本地申請人而設的系統，以供他們向 9 所「大學聯招辦法」參與院校及 SSSDP「資助計劃」院校遞交入學申請，及支援其於「大學聯招辦法」運作年度中的主要事務。

此部分將介紹「大學聯招辦法」帳戶的網站地圖、頁面及常見按鈕，和「大學聯招辦法」網上申請系統的重要事項。

申請人手冊是按申請程序分階段發放。有關申請人手冊的發放日期，請瀏覽「大學聯招辦法」網站的[「申請人手冊目錄」](#)部分。

此中文版本為英文版本譯本，如中、英文兩個版本有任何抵觸或不相符之處，概以英文版本為準。

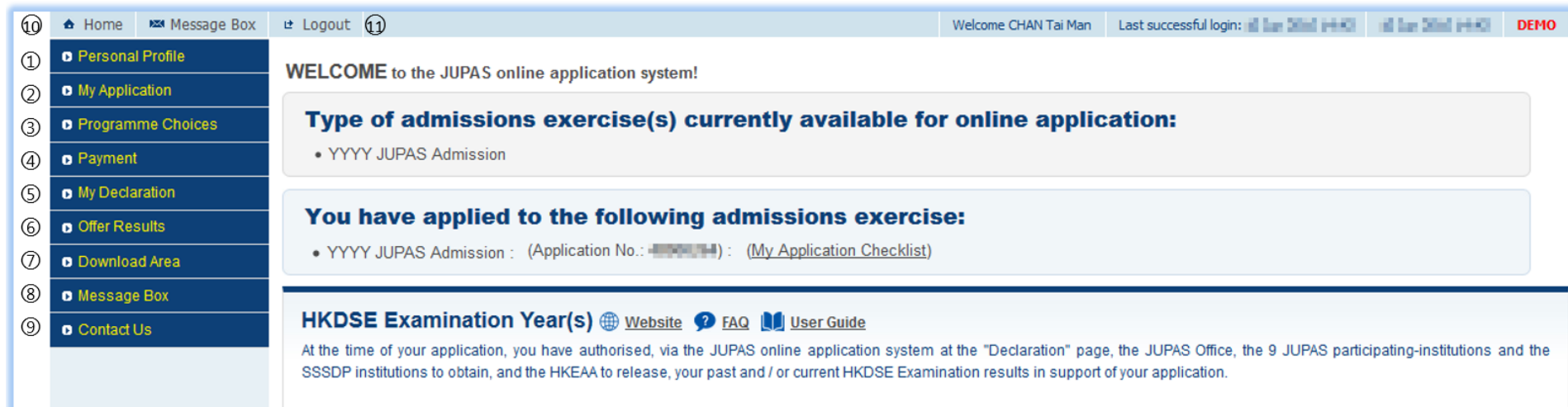
Sitemap of JUPAS Account 「大學聯招辦法」帳戶網站地圖



Pages of JUPAS Account 「大學聯招辦法」帳戶的頁面

English is the default and only display language of the JUPAS online application system. Any online translation engines are NOT recommended to be used when logging in to your JUPAS account.

「大學聯招辦法」網上申請系統預設及惟一的語言為英語。登入「大學聯招辦法」帳戶時，請勿使用任何網上翻譯軟件。



The screenshot displays the JUPAS online application system interface. At the top, there is a navigation bar with links for Home, Message Box, and Logout. The user is identified as CHAN Tai Man, and the page is in DEMO mode. The main content area is divided into several sections:

- Navigation Menu (Left):** A vertical list of menu items, each with a numbered icon (1-9):
 - 1 Personal Profile
 - 2 My Application
 - 3 Programme Choices
 - 4 Payment
 - 5 My Declaration
 - 6 Offer Results
 - 7 Download Area
 - 8 Message Box
 - 9 Contact Us
- Welcome Message:** "WELCOME to the JUPAS online application system!"
- Admissions Exercise Section:** "Type of admissions exercise(s) currently available for online application:"
 - YYYY JUPAS Admission
- Applied Admissions Exercise Section:** "You have applied to the following admissions exercise:"
 - YYYY JUPAS Admission : (Application No.: [REDACTED]) : ([My Application Checklist](#))
- HKDSE Examination Year(s) Section:** Includes links for Website, FAQ, and User Guide. Below the links, a paragraph states: "At the time of your application, you have authorised, via the JUPAS online application system at the 'Declaration' page, the JUPAS Office, the 9 JUPAS participating-institutions and the SSSDP institutions to obtain, and the HKEAA to release, your past and / or current HKDSE Examination results in support of your application."

①: Personal Profile 個人檔案

Edit your personal information, contact information and password here.

在此更改你的個人資料、通訊資料及密碼。

②: My Application 我的申請

Manage your application information here.

在此管理你的申請資料。

③: Programme Choices 課程選擇

Submit or amend your programme choices here.

在此遞交或更改你的課程選擇。

④: Payment 繳費

Pay the application fee, amendment fee and acceptance fee here.

在此繳交申請費、改選費及留位費。

⑤: My Declaration 我的聲明

View your confirmed declaration and update your Agreement of Data Usage here.

在此查閱你已確認的聲明及更新你的資料使用條款。

⑦: Download Area 下載區

Download the documents provided by the JUPAS Office here.

在此下載由「大學聯招處」提供的文件。

⑨: Contact Us 聯絡我們

View the contact information of the JUPAS Office here.

在此查閱「大學聯招處」的聯絡資料。

⑪: Logout 登出

Click this button to log out your JUPAS account.

按此鍵登出你的「大學聯招辦法」帳戶。

⑥: Offer Results 取錄結果

View your feedback on special consideration and offer result here. This page will be available in mid-July.

在此查閱你的特別考慮的結果及申請結果。此頁面將於七月中旬開放。

⑧: Message Box 訊息匣

Check the messages sent by the JUPAS Office, the 9 JUPAS participating-institutions and the SSSDP institutions here.

在此查閱「大學聯招處」、9 所「大學聯招辦法」參與院校及 SSSDP「資助計劃」院校發送的訊息。

⑩: Home 首頁

Return to the homepage and check your application number and important notice from the JUPAS Office here.

按此鍵返回首頁及查閱你的申請編號及「大學聯招處」的重要事項。

Common Buttons in JUPAS Account 「大學聯招辦法」帳戶內的常見按鈕

①: Add Button 新增鍵

Click this button to add a new record.

按此鍵新增一項新記錄。

②: Delete Button 刪除鍵

Click this button to delete the relevant record.

按此鍵刪除相關記錄。

③: Edit Button 編輯鍵

Click this button to amend the relevant record.

可按此鍵修改相關記錄。

④: Submit Button 遞交鍵

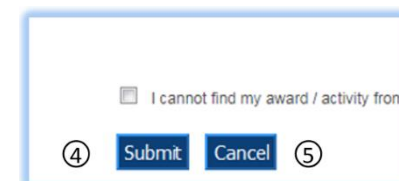
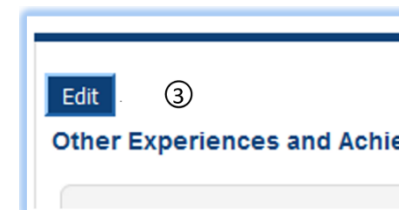
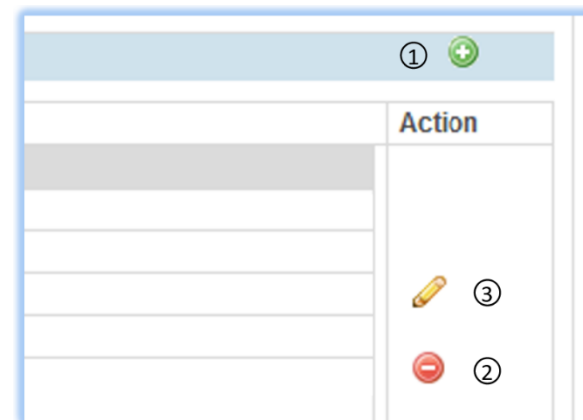
Click this button to save and submit the inputted information to the JUPAS online application system.

按此鍵儲存及遞交已輸入的資料至「大學聯招辦法」網上申請系統。

⑤: Cancel Button 取消鍵

Click this button to cancel the current input and return to the previous page.

按此鍵取消已輸入的資料及返回上一頁。



Important Notice of JUPAS Online Application System 「大學聯招辦法」網上申請系統的重要事項

1. You **SHOULD** log out from the JUPAS online application system after you have finished using it.
於使用「大學聯招辦法」網上申請系統後，你應登出你的「大學聯招辦法」帳戶。
2. The JUPAS online application system will be closed temporarily during 3:00 am – 6:00 am (HKT) daily for system maintenance.
「大學聯招辦法」網上申請系統於每天上午 3 時至上午 6 時 (HKT) 暫停開放以進行系統維護工程。
3. The JUPAS online application system **ONLY** supports single log-in. Please refrain from logging in to JUPAS account with multiple devices and / or browsers simultaneously to ensure data integrity.
「大學聯招辦法」網上申請系統只支援單一登入。為保障系統內資料的完整性，請勿同時使用多個裝置及 / 或瀏覽器登入「大學聯招辦法」帳戶。
4. The login session will be automatically terminated to safeguard applicants' data security if left idle for 30 minutes.
The JUPAS online application system will **NOT** be able to detect that you are entering any information if you fail to save the information by clicking the **“Submit”** button. The session will then be regarded as “idle”. You are strongly advised to save the information entered from time to time which will restart the countdown of the 30-minute time-out.
If you do not click **“Submit”** 5 minutes before the time-out, a pop-up will appear to ask if you wish to “renew” your session. You should click **“OK”** at this time if you intend to continue working in the JUPAS online application system, or the session will be terminated automatically after 5 minutes, and **INFORMATION ENTERED YET TO BE SUBMITTED WILL BE LOST**.
基於保安理由，若申請人登入「大學聯招辦法」帳戶後連續處於閒置狀態達 30 分鐘，帳戶即會自動登出。
由於「大學聯招辦法」網上申請系統**未能**檢測你是否正在輸入資料，因此，你於輸入資料期間，如未有按「**Submit**」以儲存所輸入的資料，仍會被視為處於靜止狀態。「大學聯招處」強烈建議申請人應不時儲存已輸入的資料，以重新開始 30 分鐘的計時。
若你於自動登出限時前 5 分鐘仍未按「**Submit**」，系統將會發出提示，查問你是否仍需使用系統。你若希望繼續使用系統，應按「**OK**」，以重新開始 30 分鐘的計時，否則帳戶會於 5 分鐘後自動登出，**你所輸入而並未儲存的資料將會遺失**。