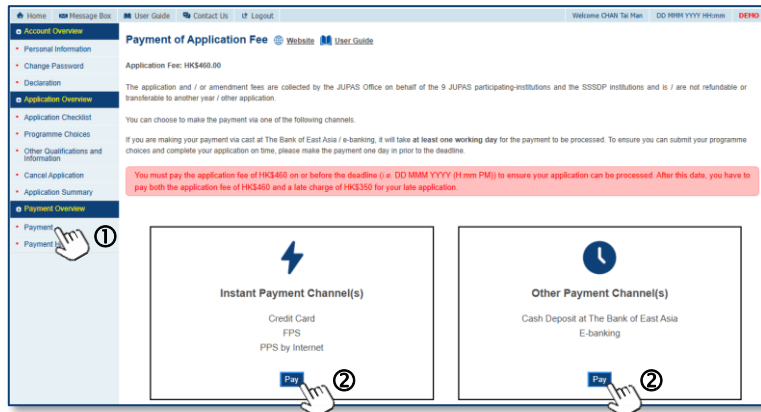


### 1.3 Pay Application Fee

#### 1.3 繳交申請費

## Select Payment Channels 選擇繳費途徑



1. Click **“Payment”**.

按「**Payment**」。

2. You can select **Instant Payment Channel(s)** or **Other Payment Channel(s)** to pay the application fee.

Click the respective **“Pay”** to proceed with the payment.

你可選擇即時繳費途徑或其他繳費途徑繳交申請費。

按相應的「**Pay**」進行付款。

**Instant Payment Channels** include the following. Application procedures can be proceeded **immediately** after successful payment.

以下為**即時繳費途徑**。成功繳費後，你可**立即**處理申請程序。

- i. Credit Card 信用卡
- ii. FPS 轉數快
- iii. PPS by Internet 繳費靈網上服務

**Other Payment Channels** include the following. It takes **at least one working day** to process the payment. Application procedures can only be proceeded subsequently.

以下**其他繳費途徑**需要不少於一個工作天處理，你方可繼續申請程序。

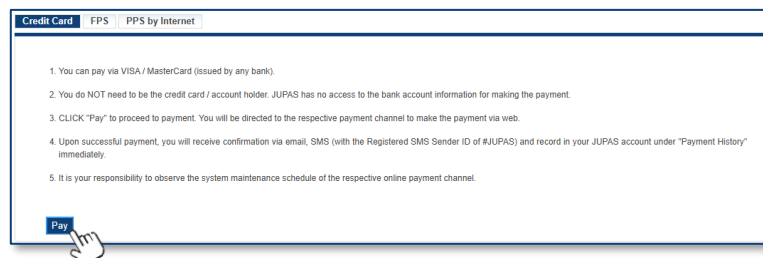
- i. Cash Deposit at the Bank of East Asia 東亞銀行現金存款
- ii. E-banking (for personal account only) 電子銀行服務 (只適用於私人戶口)

### 1.3 Pay Application Fee

#### 1.3 繳交申請費

## Instant Payment Channels – Credit Card and PPS by Internet 即時繳費途徑 – 信用卡及繳費靈網上服務

### If selecting Credit Card 如選用信用卡

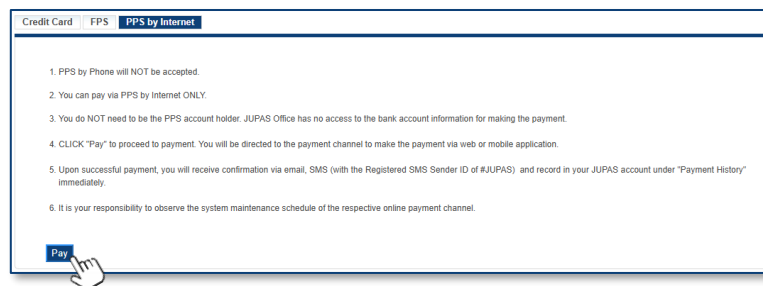


1. Select **“Credit Card”** or **“PPS by Internet”**.  
選擇「**Credit Card**」或「**PPS by Internet**」。

2. Click **“Pay”**. You will be directed to the relevant external page for making the payment.

按「**Pay**」。你會前往相應的外部頁面繳交費用。

### If selecting PPS by Internet 如選用繳費靈網上服務



3. After successful payment, you will see a confirmation page and receive confirmation email and SMS.

Retain a copy of the confirmation for own record.

成功繳費後，你會看到確認頁面，亦會收到確認電郵及 SMS。

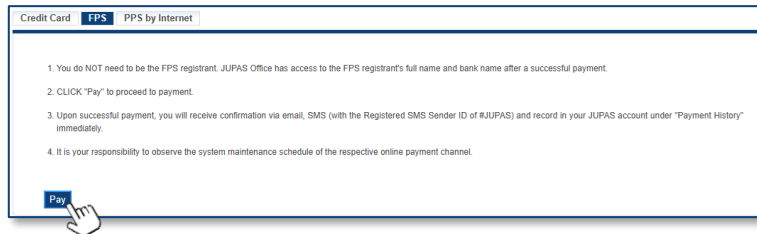
請保留確認頁面作紀錄用。



### 1.3 Pay Application Fee

#### 1.3 繳交申請費

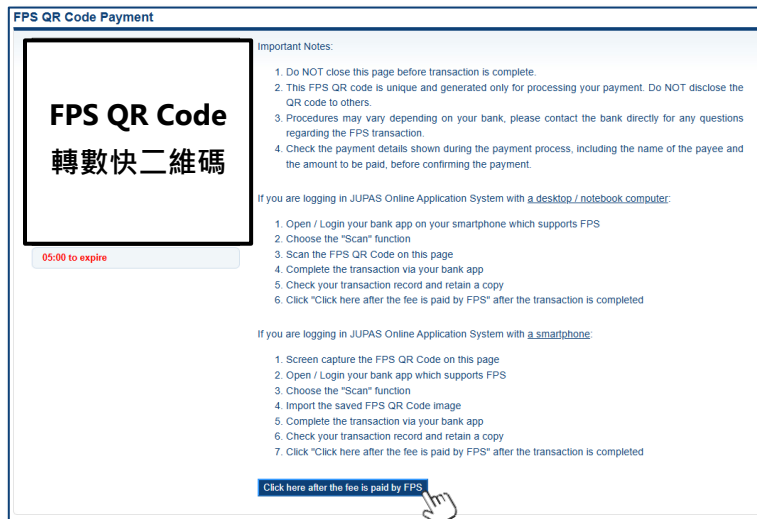
## Instant Payment Channels – FPS 即時繳費途徑 – 轉數快



Credit Card **FPS** FPS by Internet

- You do NOT need to be the FPS registrant. JUPAS Office has access to the FPS registrant's full name and bank name after a successful payment.
- CLICK "Pay" to proceed to payment.
- Upon successful payment, you will receive confirmation via email, SMS (with the Registered SMS Sender ID of #JUPAS) and record in your JUPAS account under "Payment History" immediately.
- It is your responsibility to observe the system maintenance schedule of the respective online payment channel.

**Pay**



**FPS QR Code**  
**轉數快二維碼**

05:00 to expire

**Important Notes:**

- Do NOT close this page before transaction is complete.
- This FPS QR code is unique and generated only for processing your payment. Do NOT disclose the QR code to others.
- Procedures may vary depending on your bank, please contact the bank directly for any questions regarding the FPS transaction.
- Check the payment details shown during the payment process, including the name of the payee and the amount to be paid, before confirming the payment.

If you are logging in JUPAS Online Application System with a desktop / notebook computer:

- Open / Login your bank app on your smartphone which supports FPS
- Choose the "Scan" function
- Scan the FPS QR Code on this page
- Complete the transaction via your bank app
- Check your transaction record and retain a copy
- Click "Click here after the fee is paid by FPS" after the transaction is completed

If you are logging in JUPAS Online Application System with a smartphone:

- Screen capture the FPS QR Code on this page
- Open / Login your bank app which supports FPS
- Choose the "Scan" function
- Import the saved FPS QR Code image
- Complete the transaction via your bank app
- Check your transaction record and retain a copy
- Click "Click here after the fee is paid by FPS" after the transaction is completed

**Click here after the fee is paid by FPS**



**Payment Received by the JUPAS Office**

You have successfully paid an application fee for

**2026 JUPAS Admissions Exercise**

Your Application No.: 54000000  
Payment Status: Paid  
Amount Paid: HK\$460.00  
Transaction No.: 000000  
Payment Method: FPS  
Transaction Date: DD MMM YYYY H:mm:ss PM

Please keep your application number handy. You need to quote the application number as the key identifier in all future correspondence / telephone enquiries with the JUPAS Office, the 9 JUPAS participating institutions and / or the SSSOP institutions.

- A payment confirmation email and SMS (with the Registered SMS Sender ID of #JUPAS) have been sent to your email account, mobile phone number and message box in your JUPAS account.
- If you cannot receive the payment confirmation email, check spam/junk mail folder as the payment confirmation email may be filtered and delivered to the spam/junk mail folder by your email server.
- Any fees paid are not refundable nor transferrable.

[Retain a copy](#)

- Select **"FPS"**.  
選擇「FPS」。
- Click **"Pay"**. A unique QR Code for FPS payment will be generated.  
按「Pay」生成一個獨有的轉數快二維碼作繳費用。
- Scan / import the FPS QR Code by using the mobile app which supports FPS payment within 5 minutes.  
於 5 分鐘內以支援轉數快的流動應用程式掃描 / 匯入轉數快二維碼進行繳費。
- Click **"Click here after the fee is paid by FPS"** after successful payment.  
成功繳費後，按「Click here after the fee is paid by FPS」。
- You will see a confirmation page, and receive confirmation email and SMS.  
Retain a copy of the confirmation for own record.  
你會看到確認頁面，亦會收到確認電郵及 SMS。  
請保留確認頁面作紀錄用。

### 1.3 Pay Application Fee

### 1.3 繳交申請費

## Other Payment Channels 其他繳費途徑

### If selecting Cash Deposit at BEA 如選用東亞銀行現金存款

Cash Deposit at The Bank of East Asia		E-banking						
<p>1. Payment by cheque or ATM transfer will NOT be accepted.</p> <p>2. You can ONLY pay in CASH at any branch of The Bank of East Asia.</p> <p>3. It is your responsibility to observe the business hours of the respective branches of The Bank of East Asia.</p> <p>4. The <b>APPLICANT'S HKID CARD NO.</b> must be produced and used in making the payment:</p> <ul style="list-style-type: none"> <li>Account Name: Joint University Programmes Admissions System (JUPAS)</li> <li>Account No.: 176-40-03002-6</li> <li>Bill Type: 01 Application Fee (HK\$460)</li> </ul> <p>5. Please keep a copy of the Account Deposit Form after making payment at The Bank of East Asia for record purpose.</p> <p>6. Upon successful payment, you will receive confirmation via email and SMS (with the Registered SMS Sender ID of #JUPAS) and record in your JUPAS account under "Payment History" according to the following schedule.</p> <table border="1"> <thead> <tr> <th>Payment Channel</th> <th>Payment Date and Time</th> <th>Notification Schedule</th> </tr> </thead> <tbody> <tr> <td>Cash The Bank of East Asia</td> <td>Mondays – Saturdays <b>Note</b></td> <td>From 10:30 PM on the same day</td> </tr> </tbody> </table>			Payment Channel	Payment Date and Time	Notification Schedule	Cash The Bank of East Asia	Mondays – Saturdays <b>Note</b>	From 10:30 PM on the same day
Payment Channel	Payment Date and Time	Notification Schedule						
Cash The Bank of East Asia	Mondays – Saturdays <b>Note</b>	From 10:30 PM on the same day						

### If selecting E-banking 如選用電子銀行服務

Cash Deposit at The Bank of East Asia		E-banking																																	
<p>1. You do NOT need to be the account holder. JUPAS Office has no access to the bank account information for making the payment.</p> <p>To ensure you can complete the application on time, please make the payment one day in prior to the deadline.</p> <p>2. Please select and enter the following after logging in the respective e-banking account:</p> <table border="1"> <thead> <tr> <th>HSBC</th> <th>Hang Seng Bank</th> <th>The Bank of East Asia</th> </tr> </thead> <tbody> <tr> <td> <ul style="list-style-type: none"> <li>Category: Education Institution</li> <li>Merchant: JUPAS</li> <li>Bill Type: 01 APPLICATION FEE (HK\$460)</li> <li>Bill Payee Account No.: Your HKID Card No. <b>Note</b></li> <li>Amount: 460</li> </ul> </td> <td> <ul style="list-style-type: none"> <li>Category: Education Institutions</li> <li>Payee: JUPAS</li> <li>Bill Account No.: Your HKID Card No. <b>Note</b></li> <li>Bill Type: 01 APPLICATION FEE (HK\$460)</li> <li>Amount: 460</li> </ul> </td> <td> <ul style="list-style-type: none"> <li>Merchant / Organisation Category: Education: Post-secondary or Specialised Institution</li> <li>Merchant / Organisation Name: JUPAS</li> <li>HKID Number: Your HKID Card No. <b>Note</b></li> </ul> </td> </tr> </tbody> </table> <p><b>Note</b> APPLICANT'S HKID CARD NO. must be entered to register the payment (e.g. applicant's HKID card no. is A123456(A), should input A123456A as the Bill Payment No.).</p> <p>3. Upon successful payment, you will receive confirmation via email and SMS (with the Registered SMS Sender ID of #JUPAS) and record in your JUPAS account under "Payment History" according to the following schedule.</p> <table border="1"> <thead> <tr> <th>Payment Channel</th> <th>Payment Date and Time</th> <th>Notification Schedule</th> </tr> </thead> <tbody> <tr> <td>E-banking</td> <td>Sundays / Public Holidays</td> <td>12:00 Midnight – 11:59 PM</td> </tr> <tr> <td>HSBC</td> <td>Mondays – Fridays</td> <td>12:00 Midnight – 7:30 PM</td> </tr> <tr> <td>Hang Seng Bank</td> <td></td> <td>7:31 PM – 11:59 PM</td> </tr> <tr> <td></td> <td>Saturdays</td> <td>12:00 Midnight – 5:00 PM</td> </tr> <tr> <td></td> <td></td> <td>5:01 PM – 11:59 PM</td> </tr> <tr> <td>E-banking</td> <td>Sundays / Public Holidays</td> <td>12:00 Midnight – 11:59 PM</td> </tr> <tr> <td>The Bank of East Asia</td> <td>Mondays – Saturdays</td> <td>12:00 Midnight – 7:30 PM</td> </tr> <tr> <td></td> <td></td> <td>7:31 PM – 11:59 PM</td> </tr> </tbody> </table>			HSBC	Hang Seng Bank	The Bank of East Asia	<ul style="list-style-type: none"> <li>Category: Education Institution</li> <li>Merchant: JUPAS</li> <li>Bill Type: 01 APPLICATION FEE (HK\$460)</li> <li>Bill Payee Account No.: Your HKID Card No. <b>Note</b></li> <li>Amount: 460</li> </ul>	<ul style="list-style-type: none"> <li>Category: Education Institutions</li> <li>Payee: JUPAS</li> <li>Bill Account No.: Your HKID Card No. <b>Note</b></li> <li>Bill Type: 01 APPLICATION FEE (HK\$460)</li> <li>Amount: 460</li> </ul>	<ul style="list-style-type: none"> <li>Merchant / Organisation Category: Education: Post-secondary or Specialised Institution</li> <li>Merchant / Organisation Name: JUPAS</li> <li>HKID Number: Your HKID Card No. <b>Note</b></li> </ul>	Payment Channel	Payment Date and Time	Notification Schedule	E-banking	Sundays / Public Holidays	12:00 Midnight – 11:59 PM	HSBC	Mondays – Fridays	12:00 Midnight – 7:30 PM	Hang Seng Bank		7:31 PM – 11:59 PM		Saturdays	12:00 Midnight – 5:00 PM			5:01 PM – 11:59 PM	E-banking	Sundays / Public Holidays	12:00 Midnight – 11:59 PM	The Bank of East Asia	Mondays – Saturdays	12:00 Midnight – 7:30 PM			7:31 PM – 11:59 PM
HSBC	Hang Seng Bank	The Bank of East Asia																																	
<ul style="list-style-type: none"> <li>Category: Education Institution</li> <li>Merchant: JUPAS</li> <li>Bill Type: 01 APPLICATION FEE (HK\$460)</li> <li>Bill Payee Account No.: Your HKID Card No. <b>Note</b></li> <li>Amount: 460</li> </ul>	<ul style="list-style-type: none"> <li>Category: Education Institutions</li> <li>Payee: JUPAS</li> <li>Bill Account No.: Your HKID Card No. <b>Note</b></li> <li>Bill Type: 01 APPLICATION FEE (HK\$460)</li> <li>Amount: 460</li> </ul>	<ul style="list-style-type: none"> <li>Merchant / Organisation Category: Education: Post-secondary or Specialised Institution</li> <li>Merchant / Organisation Name: JUPAS</li> <li>HKID Number: Your HKID Card No. <b>Note</b></li> </ul>																																	
Payment Channel	Payment Date and Time	Notification Schedule																																	
E-banking	Sundays / Public Holidays	12:00 Midnight – 11:59 PM																																	
HSBC	Mondays – Fridays	12:00 Midnight – 7:30 PM																																	
Hang Seng Bank		7:31 PM – 11:59 PM																																	
	Saturdays	12:00 Midnight – 5:00 PM																																	
		5:01 PM – 11:59 PM																																	
E-banking	Sundays / Public Holidays	12:00 Midnight – 11:59 PM																																	
The Bank of East Asia	Mondays – Saturdays	12:00 Midnight – 7:30 PM																																	
		7:31 PM – 11:59 PM																																	

1. Select “Cash Deposit at the Bank of East Asia” or “E-banking”.

選擇「Cash Deposit at the Bank of East Asia」或「E-banking」。

2. Follow the instructions to pay the application fee directly at BEA or via e-banking services of selected banks.

按所需的步驟於東亞銀行以現金存款，或於指定電子銀行服務繳交申請費。

#### Note 備註

**APPLICANTS' HKID CARD NUMBER** must be used and registered in making the payment, otherwise the JUPAS Office will not be able to identify the applicants' payment.

繳交費用時必須以申請人的身份證號碼登記，否則「大學聯招處」將無法識別申請人所繳交的費用。

3. Payment will be confirmed according to the notification schedule. You will also receive confirmation email and SMS.

繳交之費用將按通知日程確認，你亦會收到確認電郵及 SMS。

### Related Information 相關資訊

[Application Fee 申請費](#)

[Payment Procedures and Notification Schedule 繳費程序及確認通知](#)

[1.4 Submit Programme Choices 1.4 遞交課程選擇](#)