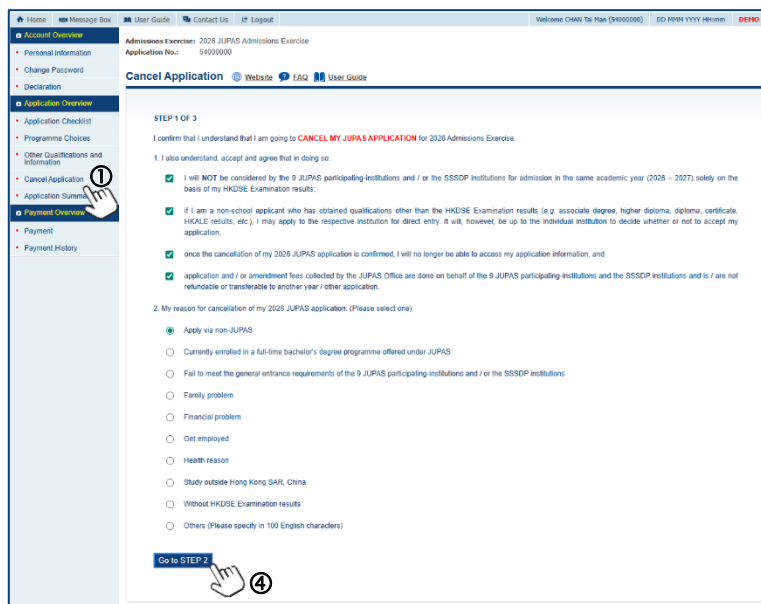


3.10 Cancel Application

3.10 取消申請

Cancel JUPAS Application 取消「大學聯招辦法」申請



Home Message Box User Guide Contact Us Logout Welcome CHAN To Man (34000000) 00 0000 YYYY MMmm 0000

Account Overview
Personal Information
Change Password
Declaration
Application Overview
Application Checklist
Programme Choices
Other Qualifications and Information
Cancel Application
Application Summary
Payment Overview
Payment
Payment History

Cancel Application Website FAQ User Guide

STEP 1 OF 3

I confirm that I understand that I am going to **CANCEL MY JUPAS APPLICATION** for 2026 Admissions Exercise.

I also understand, accept and agree that in doing so:

- ☒ I will NOT be considered by the 9 JUPAS participating institutions and / or the SSSDP institutions for admission in the same academic year (2026 – 2027) solely on the basis of my HKDSE Examination results;
- ☒ If I am a non-school applicant who has obtained qualifications other than the HKDSE Examination results (e.g. associate degree, higher diploma, diploma, certificate, HKALE results, etc.), I may apply to the respective institution for direct entry. It will, however, be up to the individual institution to decide whether or not to accept my application;
- ☒ once the cancellation of my 2026 JUPAS application is confirmed, I will no longer be able to access my application information; and
- ☒ application and / or amendment fees collected by the JUPAS Office on behalf of the 9 JUPAS participating institutions and the SSSDP institutions and is / are not refundable or transferable to another year / other application.

2. My reason for cancellation of my 2026 JUPAS application: (Please select one)

- ☒ Apply via non-JUPAS
- ☐ Currently enrolled in a full-time bachelor's degree programme offered under JUPAS
- ☐ Fail to meet the general entrance requirements of the 9 JUPAS participating institutions and / or the SSSDP institutions
- ☐ Family problem
- ☐ Financial problem
- ☐ Get employed
- ☐ Health reason
- ☐ Study outside Hong Kong SAR, China
- ☐ Without HKDSE Examination results
- ☐ Others (Please specify in 100 English characters)

Go to STEP 2

1. Click “**Cancel Application**”.

按「**Cancel Application**」。

2. Read the agreement carefully and tick all boxes to confirm you agree to them.

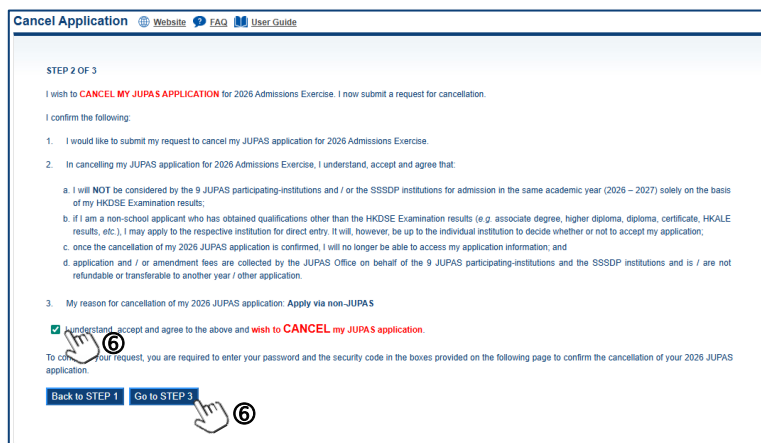
細閱所有條款，剔選所有方格以確定你同意條款。

3. Select the cancellation reason.

選擇取消申請的原因。

4. Click “**Go to STEP 2**”.

按「**Go to STEP 2**」。



Cancel Application Website FAQ User Guide

STEP 2 OF 3

I wish to **CANCEL MY JUPAS APPLICATION** for 2026 Admissions Exercise. I now submit a request for cancellation.

I confirm the following:

- I would like to submit my request to cancel my JUPAS application for 2026 Admissions Exercise.
- In cancelling my JUPAS application for 2026 Admissions Exercise, I understand, accept and agree that:
 - I will NOT be considered by the 9 JUPAS participating institutions and / or the SSSDP institutions for admission in the same academic year (2026 – 2027) solely on the basis of my HKDSE Examination results;
 - If I am a non-school applicant who has obtained qualifications other than the HKDSE Examination results (e.g. associate degree, higher diploma, diploma, certificate, HKALE results, etc.), I may apply to the respective institution for direct entry. It will, however, be up to the individual institution to decide whether or not to accept my application;
 - once the cancellation of my 2026 JUPAS application is confirmed, I will no longer be able to access my application information; and
 - application and / or amendment fees are collected by the JUPAS Office on behalf of the 9 JUPAS participating institutions and the SSSDP institutions and is / are not refundable or transferable to another year / other application.
- My reason for cancellation of my 2026 JUPAS application: Apply via non-JUPAS

☒ I understand, accept and agree to the above and wish to **CANCEL my JUPAS application**.

To complete your request, you are required to enter your password and the security code in the boxes provided on the following page to confirm the cancellation of your 2026 JUPAS application.

Back to STEP 1 Go to STEP 3

5. Read the agreement and check the cancellation reason carefully.

再次細閱所有條款，並確定取消申請的原因。

Note 備註

You can click “Back to STEP 1” and amend the cancellation reason if necessary.

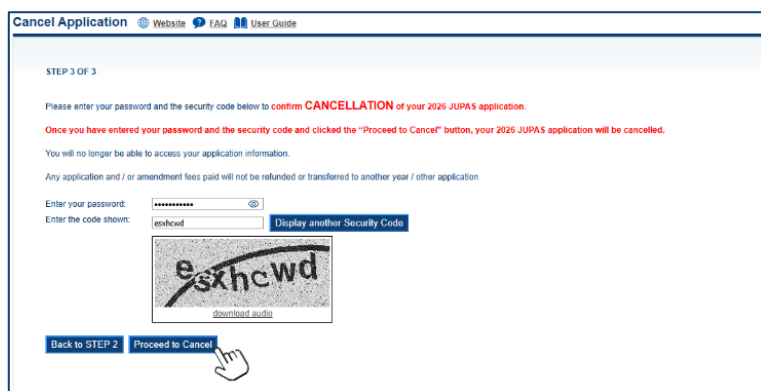
如有需要，你可按「Back to STEP 1」並修改取消申請的原因。

6. Tick the box and click “**Go to STEP 3**”.

剔選方格並按「**Go to STEP 3**」。

3.10 Cancel Application

3.10 取消申請



Cancel Application Website FAQ User Guide

STEP 3 OF 3

Please enter your password and the security code below to confirm **CANCELLATION** of your 2026 JUPAS application.

Once you have entered your password and the security code and clicked the "Proceed to Cancel" button, your 2026 JUPAS application will be cancelled.

You will no longer be able to access your application information.

Any application and / or amendment fees paid will not be refunded or transferred to another year / other application.

Enter your password:

Enter the code shown: [Display another Security Code](#)

[download audio](#)

[Back to STEP 2](#) [Proceed to Cancel](#)

7. Enter your password and the security code shown.

輸入你的密碼及頁面所顯示的保安碼。

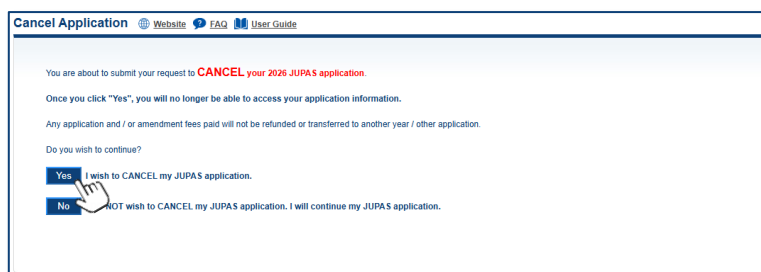
Note 備註

If you cannot identify the security code, click "Display another Security Code" to request for a new one; or click "download audio" to listen to a different code.

如果你無法辨認保安碼，按「Display another Security Code」以顯示另一組保安碼；或按「download audio」聆聽另一組保安碼。

8. Click "**Proceed to Cancel**".

按「**Proceed to Cancel**」。



Cancel Application Website FAQ User Guide

You are about to submit your request to **CANCEL** your 2026 JUPAS application.

Once you click "Yes", you will no longer be able to access your application information.

Any application and / or amendment fees paid will not be refunded or transferred to another year / other application.

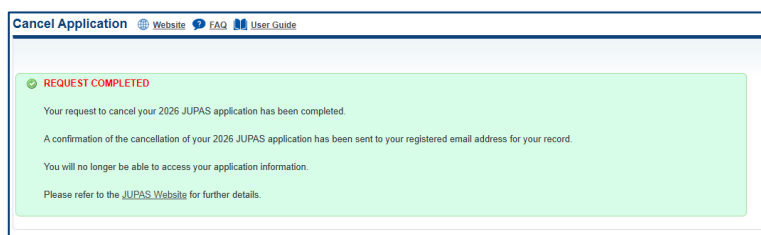
Do you wish to continue?

[Yes](#) I wish to CANCEL my JUPAS application.

[No](#) I do NOT wish to CANCEL my JUPAS application. I will continue my JUPAS application.

9. Click "**Yes**" to confirm the cancellation of application.

按「**Yes**」確定取消申請。



Cancel Application Website FAQ User Guide

REQUEST COMPLETED

Your request to cancel your 2026 JUPAS application has been completed.

A confirmation of the cancellation of your 2026 JUPAS application has been sent to your registered email address for your record.

You will no longer be able to access your application information.

Please refer to the [JUPAS Website](#) for further details.

10. You have cancelled the application. You will also receive a confirmation email and SMS from the JUPAS Office.

你已取消申請，其後亦會收到「大學聯招處」的確認電郵及 SMS。

Related Information 相關資訊

 [Cancellation of JUPAS Application](#) [取消「大學聯招辦法」申請](#)