

Introduction

If you forget your login name, you can use “Forget Login Name” function to recover your login name.

Since your login name will be sent to your registered email account, please ensure that you can log in to that email account. If you fail to log in to that email account, please contact the JUPAS Office at (852) 2334 2929 / 2233 2929 during operating hours.

If you wish to find out more details about the security for your JUPAS account, please visit the sections of [“Security for JUPAS Accounts”](#) and [“FAQ”](#) on the JUPAS website.

Should there be any inconsistency or ambiguity between the English version and the Chinese version, the English version shall prevail.

Last updated on 5 October 2023

於 2023 年 10 月 5 日更新

簡介

若你忘記了登入名稱，你可使用「忘記登入名稱」功能重獲你的登入名稱。

由於你的登入名稱會發送至你已登記的電子郵箱，請確保你能登入該電子郵箱。如果你無法登入該電子郵箱，請於服務時間內致電 (852) 2334 2929 / 2233 2929 聯絡「大學聯招處」。

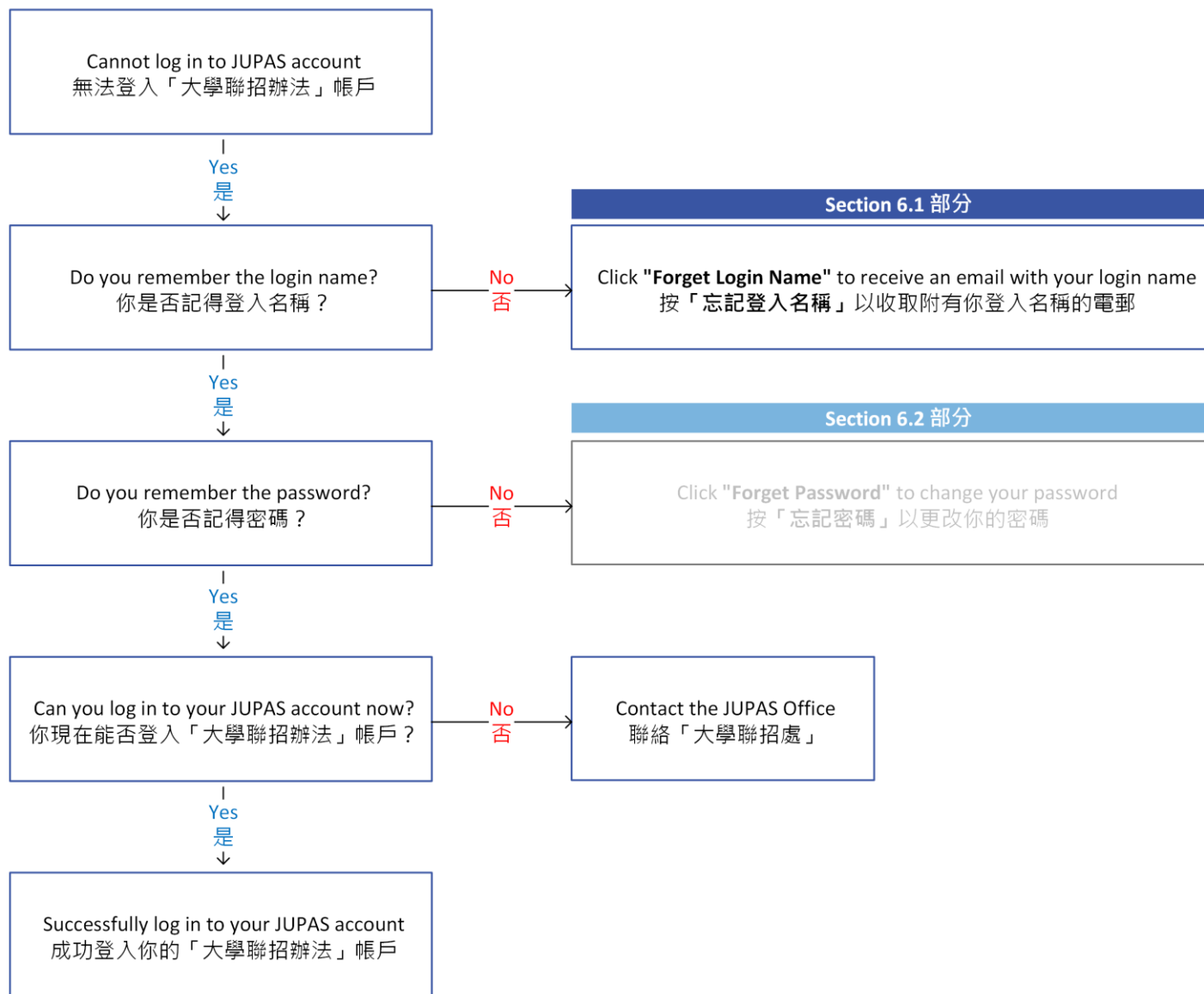
如果你想了解更多關於「大學聯招辦法」帳戶保安的資訊，請瀏覽「大學聯招辦法」網站的 [「『大學聯招辦法』帳戶的保安」](#) 及 [「常見問題」](#) 部分。

此中文版本為英文版本譯本，如中、英文兩個版本有任何抵觸或不相符之處，概以英文版本為準。

6.1 Forget Login Name

6.1 忘記登入名稱

Flowchart of Login Failure Solution 處理登入失敗流程圖



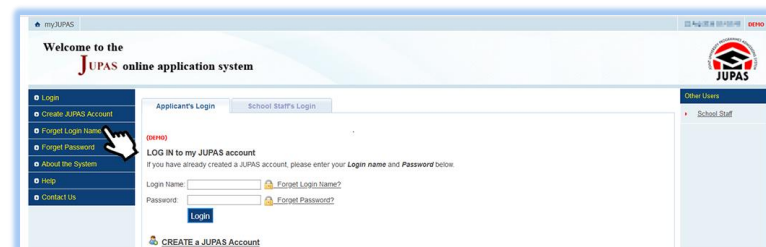
6.1 Forget Login Name

6.1 忘記登入名稱

Forget Login Name 忘記登入名稱

1. Click “**Forgot Login Name**”.

按「**Forgot Login Name**」。

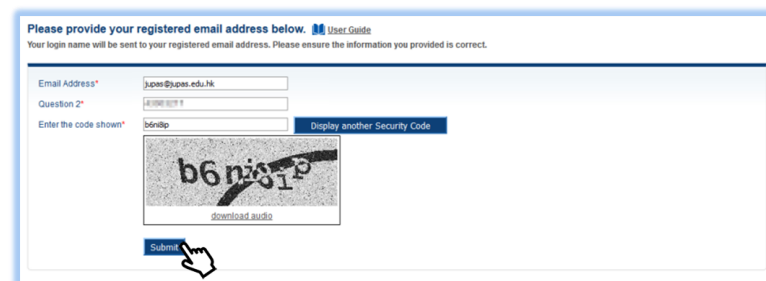


2. Enter all the required information and the security code shown.

If you cannot identify the security code, click “**Display another Security Code**” for a new one; or click “**download audio**” to listen to a different code.

輸入所需資料及頁面所顯示的保安碼。

如果你無法辨認保安碼，按「**Display another Security Code**」以顯示另一組保安碼；或按「**download audio**」聆聽另一組保安碼。



3. Click “**Submit**”.

按「**Submit**」。

4. An email which contains your **Login Name** has been sent to your registered email account by the JUPAS Office.

「大學聯招處」已發送一封附有你**登入名稱**的電郵至你已登記的電子郵箱。

