



「大學聯招辦法」網上申請系統申請人手冊

申請程序 (必須完成)

繳交申請費

簡介

若你符合「[大學聯招辦法](#)」申請資格，而又希望申請入讀經「大學聯招辦法」可選報的課程，你應於[截止申請日期](#)前，透過「大學聯招辦法」網上申請系統完成以下所有遞交申請的步驟：

1. 建立「大學聯招辦法」帳戶；
2. 啟動「大學聯招辦法」帳戶及申請入學；
3. 繳交申請費；及
4. 遞交課程選擇。

於完成上述的步驟 1 至 2 後，你需要繳交申請費。

本年度「大學聯招辦法」的申請費為港幣 **460 元正**。於[截止申請日期](#)後繳交申請費，需另繳港幣 **350 元正**之逾期申請附加費。

申請費由「大學聯招處」代 9 所「大學聯招辦法」參與院校及 SSSDP「資助計劃」院校收取。有關費用一經繳交，概不退還，亦不得轉作其他年度申請 / 其他申請之用。

如果你想了解更多關於申請費的資訊，請瀏覽[「大學聯招辦法」網站的「申請費」](#)部分。

目錄

- | | | |
|-----|--------------------------------------|--------|
| 1. | 進入“Make Payment”使用介面 | 第 3 頁 |
| 2. | 選擇付款途徑 | 第 4 頁 |
| 2.1 | 信用卡 | 第 5 頁 |
| 2.2 | 繳費靈網上服務 | 第 6 頁 |
| 2.3 | 電子銀行服務 (只適用於私人戶口) | 第 7 頁 |
| 2.4 | 現金 (東亞銀行) | 第 9 頁 |
| 3. | 查閱付款狀況 | 第 10 頁 |
| 3.1 | 收取確認電郵及 SMS | 第 10 頁 |
| 3.2 | 查閱付款記錄 | 第 12 頁 |

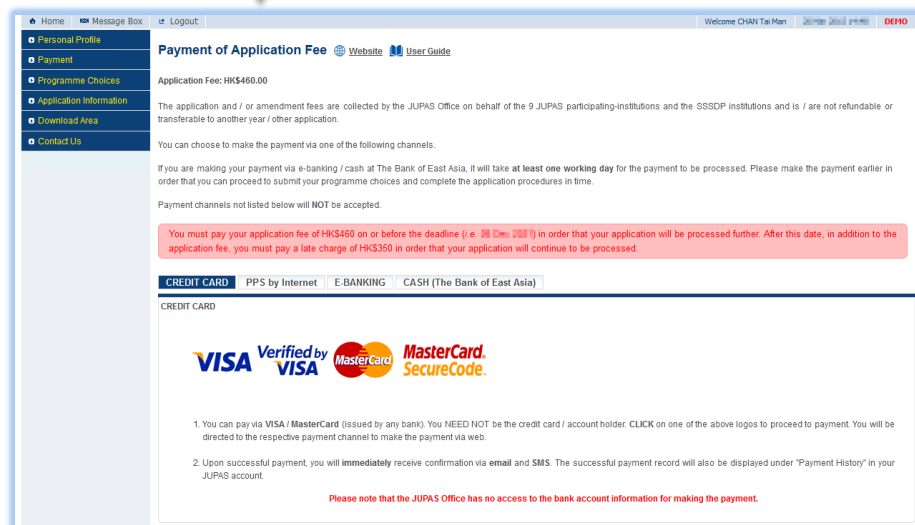
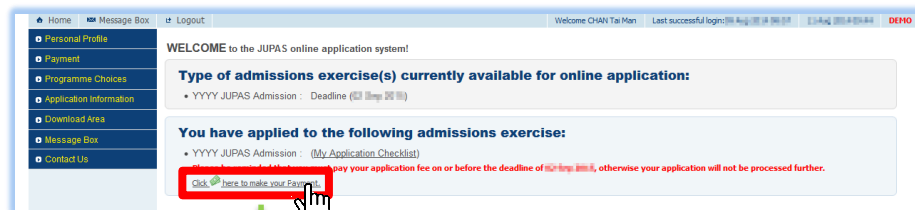


注意

「大學聯招辦法」網上申請系統只支援單一登入，為保障系統內資料的完整性，請勿同時使用多個裝置及 / 或瀏覽器登入你的「大學聯招辦法」帳戶。

1. 進入“Make Payment”使用介面

1.1 登入你的「大學聯招辦法」帳戶及**按“Click here to make your Payment”**。



2. 選擇付款途徑

你可選擇下列其中一項付款途徑，於截止申請日期前繳交申請費：

1. [信用卡](#)；
2. [繳費靈網上服務](#)；
3. [電子銀行服務（只適用於私人戶口）](#)；或
4. [現金（東亞銀行）](#)。

請注意，「大學聯招處」不能存取你用作繳費的銀行戶口資料。



注意

上述以外的付款途徑**並不適用**。

2.1 信用卡

你必須登入你的「大學聯招辦法」帳戶使用任何發卡銀行的 VISA 或萬事達卡繳費，而你無須為信用卡持有人。

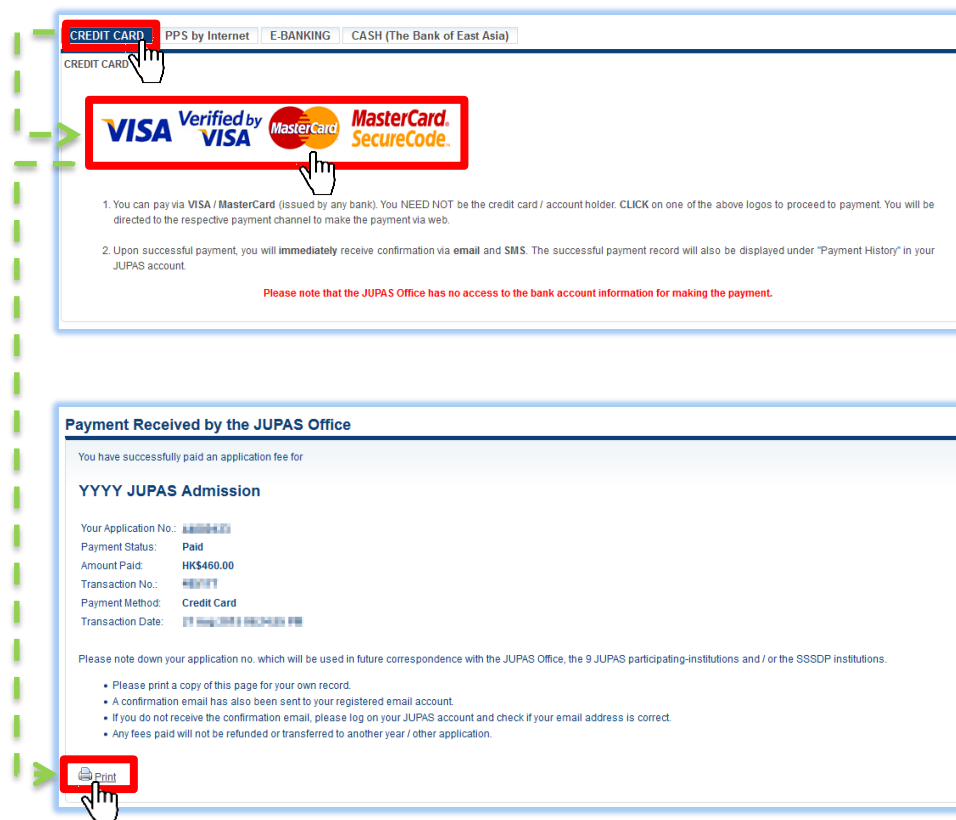
2.1.1 按“CREDIT CARD”。

2.1.2 按對應的信用卡標誌。

你會被引領至信用卡付款頁面進行繳費。

2.1.3 於成功繳交申請費後，你可以按“Print”列印頁面作記錄用。

然後你即可繼續[遞交你的課程選擇](#)。



The image shows two screenshots of the JUPAS payment system interface. The top screenshot is titled "CREDIT CARD" and shows a navigation bar with "CREDIT CARD", "PPS by Internet", "E-BANKING", and "CASH (The Bank of East Asia)". Below the navigation bar, there are logos for "VISA Verified by VISA" and "MasterCard SecureCode". A hand cursor is pointing at the "CREDIT CARD" button and the MasterCard logo. Below the logos, there are two numbered instructions: 1. You can pay via VISA / MasterCard (issued by any bank). You NEED NOT be the credit card / account holder. CLICK on one of the above logos to proceed to payment. You will be directed to the respective payment channel to make the payment via web. 2. Upon successful payment, you will immediately receive confirmation via email and SMS. The successful payment record will also be displayed under "Payment History" in your JUPAS account. A red note at the bottom states: "Please note that the JUPAS Office has no access to the bank account information for making the payment." The bottom screenshot is titled "Payment Received by the JUPAS Office" and shows a confirmation message: "You have successfully paid an application fee for". Below this, it says "YYYY JUPAS Admission". The payment details are: Your Application No.: [redacted], Payment Status: Paid, Amount Paid: HK\$460.00, Transaction No.: [redacted], Payment Method: Credit Card, and Transaction Date: [redacted]. At the bottom, there are instructions to print a copy of the page and a "print" button with a hand cursor pointing to it.

2.2 繳費靈網上服務

你必須登入你的「大學聯招辦法」帳戶使用繳費靈網上服務繳費，而你無須為繳費靈帳戶持有人。



注意

繳費靈電話服務並不適用。

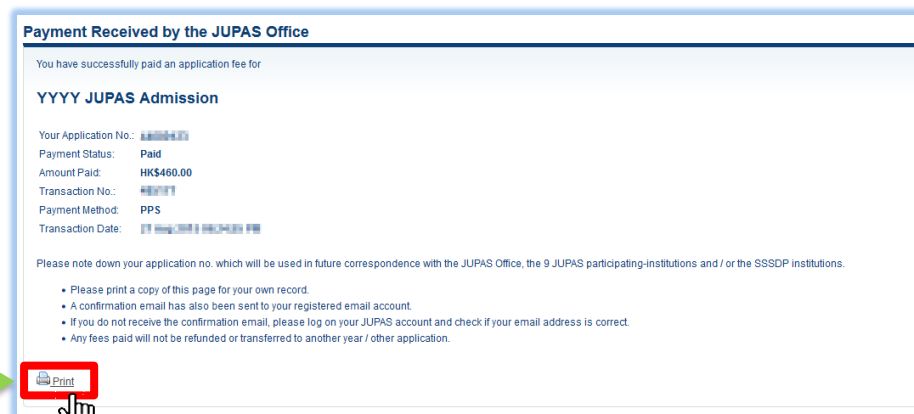
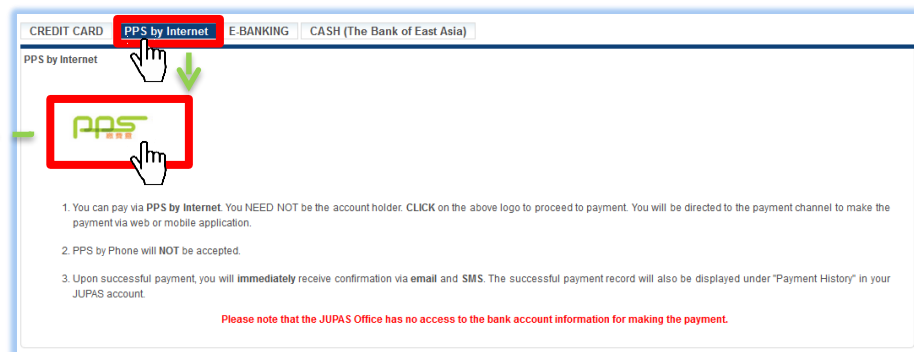
2.2.1 按“PPS by Internet”。

2.2.2 按繳費靈標誌。

你會被引領至繳費靈付款頁面進行繳費。

2.2.3 於成功繳交申請費後，你可以按“Print”列印頁面作記錄用。

然後你即可繼續[遞交你的課程選擇](#)。



2.3 電子銀行服務 (只適用於私人戶口)

你可使用匯豐銀行、恒生銀行及東亞銀行的電子銀行服務繳費，而你無須為戶口持有人。

2.3.1 按“E-BANKING”。

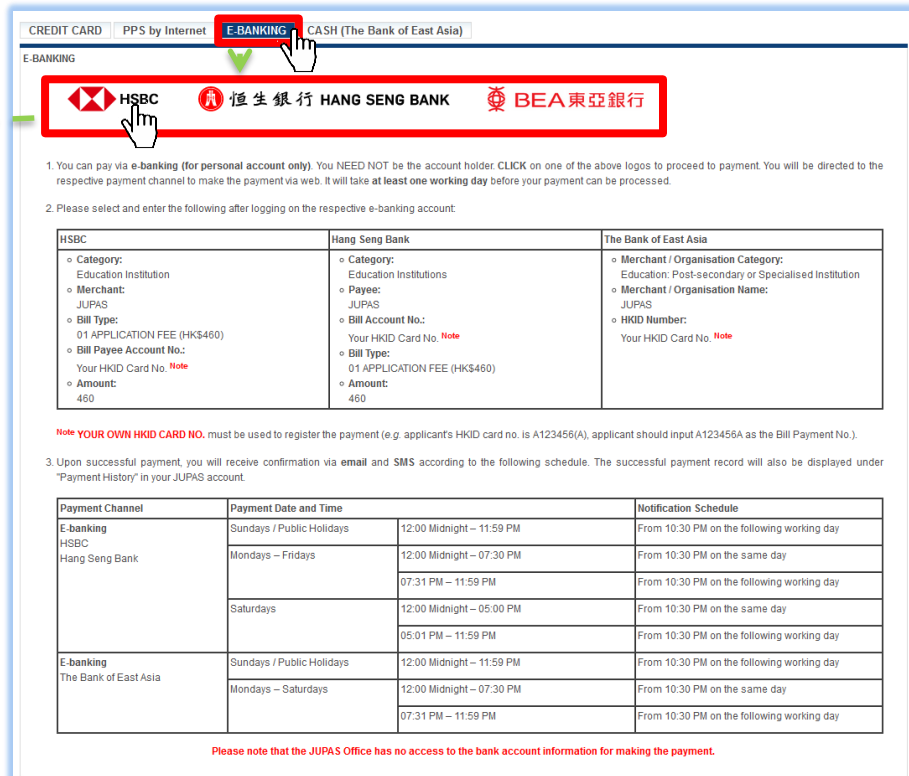
2.3.2 按對應的銀行標誌。

2.3.3 你會被引領至你所選擇的銀行網站進行繳費。



注意

電子轉賬並不適用。



CREDIT CARD PPS by Internet **E-BANKING** CASH (The Bank of East Asia)

E-BANKING

HSBC 恒生銀行 HANG SENG BANK BEA 東亞銀行

- You can pay via e-banking (for personal account only). You NEED NOT be the account holder. CLICK on one of the above logos to proceed to payment. You will be directed to the respective payment channel to make the payment via web. It will take **at least one working day** before your payment can be processed.
- Please select and enter the following after logging on the respective e-banking account:

HSBC	Hang Seng Bank	The Bank of East Asia
<ul style="list-style-type: none"> Category: Education Institution Merchant: JUPAS Bill Type: 01 APPLICATION FEE (HK\$460) Bill Payee Account No.: Your HKID Card No. <i>Note</i> Amount: 460 	<ul style="list-style-type: none"> Category: Education Institutions Payee: JUPAS Bill Account No.: Your HKID Card No. <i>Note</i> Bill Type: 01 APPLICATION FEE (HK\$460) Amount: 460 	<ul style="list-style-type: none"> Merchant / Organisation Category: Education: Post-secondary or Specialised Institution Merchant / Organisation Name: JUPAS HKID Number: Your HKID Card No. <i>Note</i>

Note YOUR OWN HKID CARD NO. must be used to register the payment (e.g. applicant's HKID card no. is A123456(A), applicant should input A123456A as the Bill Payment No.).

- Upon successful payment, you will receive confirmation via email and SMS according to the following schedule. The successful payment record will also be displayed under "Payment History" in your JUPAS account.

Payment Channel	Payment Date and Time	Notification Schedule
E-banking HSBC Hang Seng Bank	Sundays / Public Holidays	12:00 Midnight – 11:59 PM
	Mondays – Fridays	12:00 Midnight – 07:30 PM
		07:31 PM – 11:59 PM
	Saturdays	12:00 Midnight – 05:00 PM
E-banking The Bank of East Asia	Sundays / Public Holidays	12:00 Midnight – 11:59 PM
	Mondays – Saturdays	12:00 Midnight – 07:30 PM
		07:31 PM – 11:59 PM

Please note that the JUPAS Office has no access to the bank account information for making the payment.

下一頁 >

← 上一頁

2.3.4 進行繳費時， 選擇及輸入此處所顯示的資料。

你必須提供申請人的香港身份證號碼作登記用，否則，「大學聯招處」將無法識別你所繳交的費用。

2. Please select and enter the following after logging on the respective e-banking account.

HSBC	Hang Seng Bank	The Bank of East Asia
<ul style="list-style-type: none"> Category: Education Institution Merchant: JUPAS Bill Type: 01 APPLICATION FEE (HK\$460) Bill Payee Account No.: Your HKID Card No. <i>Note</i> Amount: 460 	<ul style="list-style-type: none"> Category: Education Institutions Payee: JUPAS Bill Account No.: Your HKID Card No. <i>Note</i> Bill Type: 01 APPLICATION FEE (HK\$460) Amount: 460 	<ul style="list-style-type: none"> Merchant / Organisation Category: Education, Post-secondary or Specialised Institution Merchant / Organisation Name: JUPAS HKID Number: Your HKID Card No. <i>Note</i>

Note: YOUR OWN HKID CARD NO. must be used to register the payment (e.g. applicant's HKID card no. is A12345678, applicant should input A123456A as the Bill Payment No.)



提示

於使用電子銀行服務繳費時，如需協助，請聯絡有關銀行。

2.3.5 申請費需要不少於一個工作天處理。

於收到成功繳費的確認通知後，你便可登入你的「大學聯招辦法」帳戶繼續遞交你的課程選擇。

有關確認通知日程，請參閱此列表。

3. Upon successful payment, you will receive confirmation via email and SMS according to the following schedule. The successful payment record will also be displayed under "Payment History" in your JUPAS account.

Payment Channel	Payment Date and Time	Notification Schedule
E-banking HSBC Hang Seng Bank	Sundays / Public Holidays	12:00 Midnight – 11:59 PM
	Mondays – Fridays	12:00 Midnight – 07:30 PM
		07:31 PM – 11:59 PM
	Saturdays	12:00 Midnight – 05:00 PM
E-banking The Bank of East Asia	Sundays / Public Holidays	05:01 PM – 11:59 PM
		12:00 Midnight – 11:59 PM
	Mondays – Saturdays	12:00 Midnight – 07:30 PM
		07:31 PM – 11:59 PM

2.4 現金 (東亞銀行)

你可於任何一間東亞銀行分行，以現金存入「大學聯招處」銀行戶口。

付款時，必須向銀行提供申請人的香港身份證號碼作登記用，否則，「大學聯招處」將無法識別你所繳交的費用。



注意

支票付款 / 自動櫃員機轉賬概不受理。

2.4.1 按“CASH (The Bank of East Asia)”查閱以下付費資料：

戶口名稱：**Joint University Programmes Admissions System (JUPAS)**

戶口號碼：**176-40-03002-6**

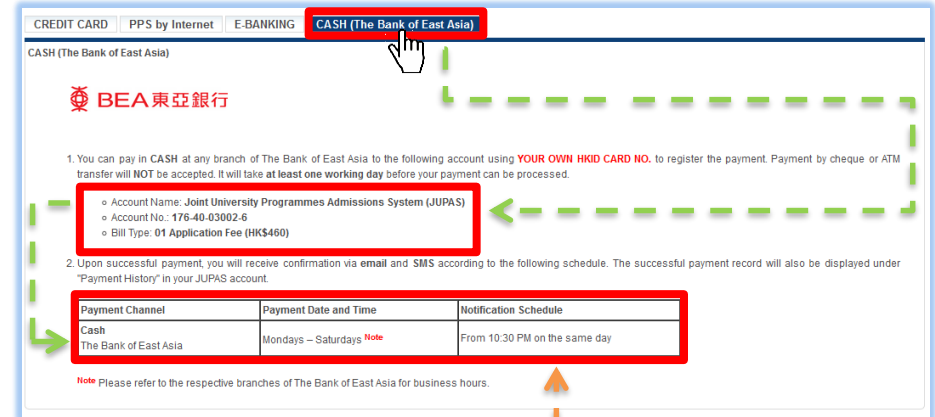
賬單類別：**01 申請費**

2.4.2 前往東亞銀行分行繳費。

2.4.3 申請費需要不少於一個工作天處理。

於收到成功繳費的確認通知後，你便可登入你的「大學聯招辦法」帳戶繼續[遞交你的課程選擇](#)。

有關確認通知日程，請參閱[此列表](#)。



CREDIT CARD PPS by Internet E-BANKING **CASH (The Bank of East Asia)**

CASH (The Bank of East Asia)

BEA 東亞銀行

1. You can pay in CASH at any branch of The Bank of East Asia to the following account using **YOUR OWN HKID CARD NO.** to register the payment. Payment by cheque or ATM transfer will **NOT** be accepted. It will take **at least one working day** before your payment can be processed.

- Account Name: Joint University Programmes Admissions System (JUPAS)
- Account No.: 176-40-03002-6
- Bill Type: 01 Application Fee (HK\$460)

2. Upon successful payment, you will receive confirmation via email and SMS according to the following schedule. The successful payment record will also be displayed under "Payment History" in your JUPAS account.

Payment Channel	Payment Date and Time	Notification Schedule
Cash The Bank of East Asia	Mondays – Saturdays Note	From 10:30 PM on the same day

Note Please refer to the respective branches of The Bank of East Asia for business hours.



注意

無需將戶口存款單遞交至「大學聯招處」。

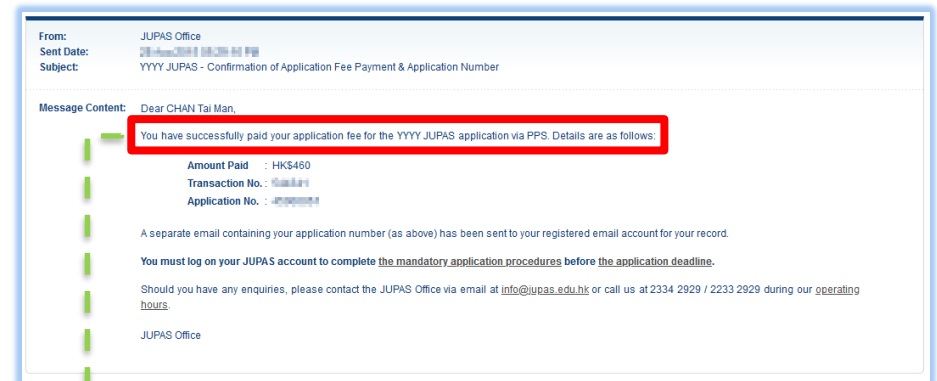
3. 查閱付款狀況

申請費經處理後，你會收到由「大學聯招處」發出成功繳費的確認通知，然後你可於截止申請日期前繼續完成所有其餘的申請程序。

如果你完成相關手續後未有接獲有關通知，你應該立即致電 2334 2929 / 2233 2929 聯絡「大學聯招處」。

3.1 收取確認電郵及 SMS

3.1.1 你將會收到由「大學聯招處」發出的電郵及 SMS，確認你已經成功繳交申請費。



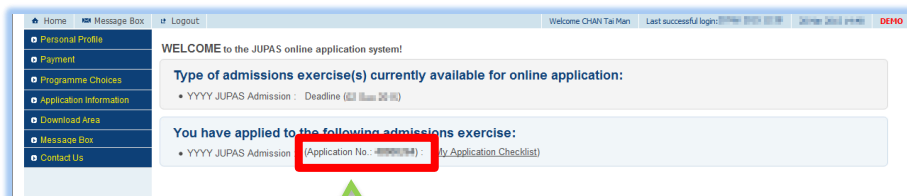
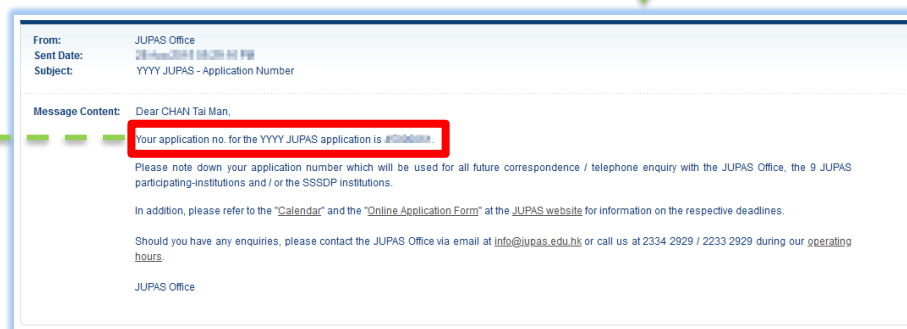
下一頁 >

3.1.2 你將會收到另一封由「大學聯招處」發出附有你的 8 位數字申請編號的確認電郵。

記下你的申請編號，作為日後與「大學聯招處」、9 所「大學聯招辦法」參與院校及 SSSDP「資助計劃」院校作通訊之用。

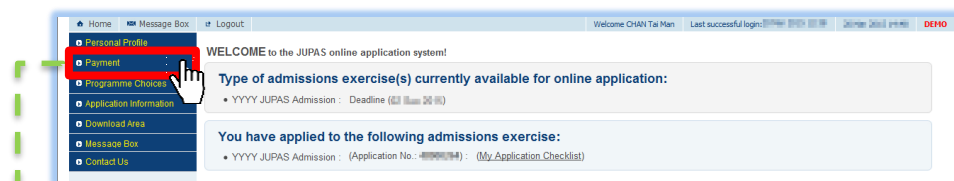
3.1.3 你亦可在你的「大學聯招辦法」帳戶的首頁查閱你的申請編號。

> 上一頁

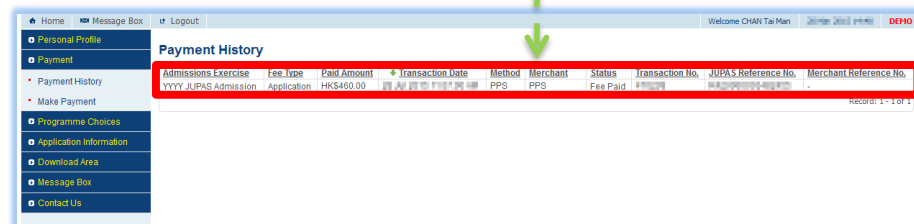


3.2 查閱付款記錄

3.2.1 登入你的「大學聯招辦法」帳戶及按“Payment”。



3.2.2 你可於此頁面查閱你已繳交的申請費的詳細資料。



Admissions Exercise	Fee Type	Paid Amount	Transaction Date	Method	Merchant	Status	Transaction No.	JUPAS Reference No.	Merchant Reference No.
YYYY JUPAS Admission	Application	HK\$400.00		PPS	PPS	Fee Paid			



注意

於使用「大學聯招辦法」網上申請系統後，
你應登出你的「大學聯招辦法」帳戶。

