



「大學聯招辦法」網上申請系統申請人手冊

登入名稱 / 密碼

更改 / 忘記密碼

簡介

基於保安理由，你

- **應**將你的登入名稱及密碼**保密**；
- **應**定期更改你的密碼；
- **應**於使用「大學聯招辦法」網上申請系統完畢後登出你的「大學聯招辦法」帳戶；
- **不應**以任何形式記錄你的登入名稱及 / 或密碼。若你必須記錄相關資料，應將兩項資料分開存放，及放置於只有你能查閱的安全地方；
- **不應**使用易被辨認的個人資料，例如：香港身份證號碼、姓名或就讀學校之簡稱作為密碼；
- **不應**於更新資料及 / 或課程選擇期間離開你的電腦；及
- **不應**經嵌入於電郵 / 網站內的連結上載 / 更新任何資料。

請注意，「大學聯招處」

- **並不會**將你的資料透露予未被授權的第三方；及
- **亦不會**以電話、電郵或其他任何方式，向你查詢你的登入名稱及 / 或密碼。**切勿**回應任何相關要求。

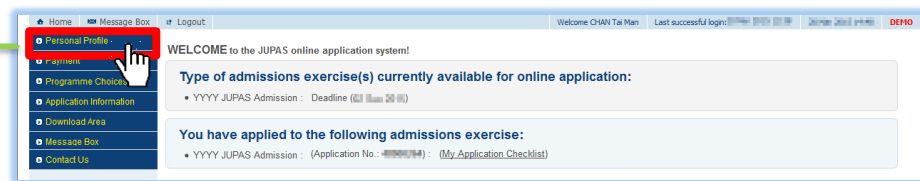
若你沒有要求更改你的密碼，但卻收到確認更改密碼的電郵，或懷疑有未授權人士曾經使用你的「大學聯招辦法」帳戶，你必須立即登入你的 [「大學聯招辦法」帳戶](#) (如適用) 以更改你的密碼，及致電 2334 2929 聯絡 [「大學聯招處」](#)。

目錄

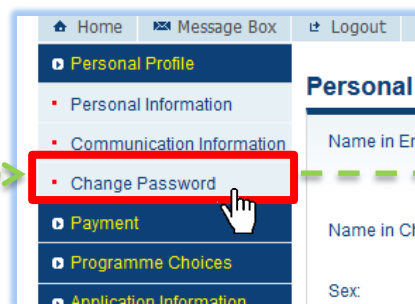
1. [更改密碼](#) 第 3 頁
2. [忘記密碼](#) 第 5 頁

1. 更改密碼

1.1 登入你的「大學聯招辦法」帳戶及按“Personal Profile”



1.2 按“Change Password”

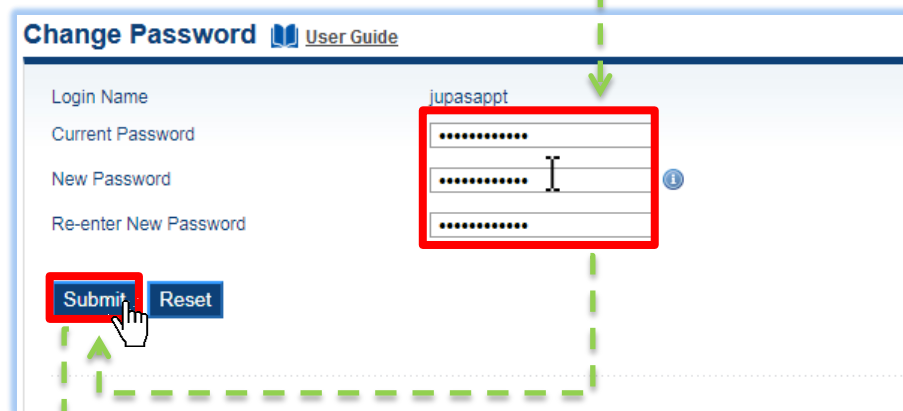


1.3 輸入現有密碼及新密碼兩次



注意

密碼需由 10 – 20 個字元組成，並需區分字母的大小寫

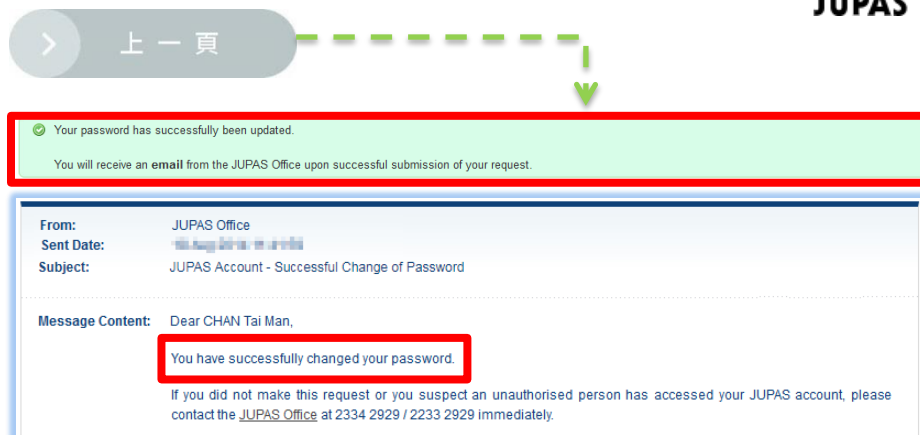


1.4 按“Submit”



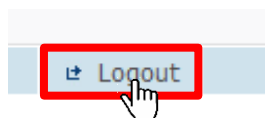
1.5 你已成功更改你的密碼

一封確認更改密碼的電郵將會發送至你已登記的電子郵箱



注意

你應於使用「大學聯招辦法」網上申請系統
完畢後，登出你的「大學聯招辦法」帳戶



2. 忘記密碼

2.1 前往“Applicant’s Login”使用介面

2.2 按“Forgot Password?”

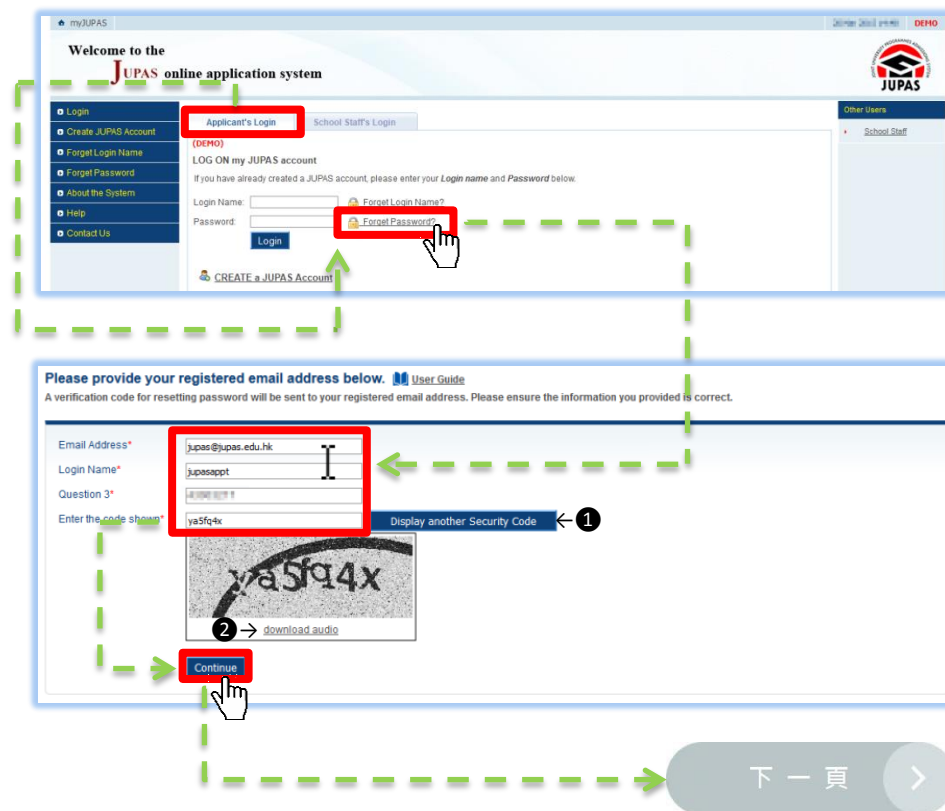
2.3 輸入所需資料及頁面所顯示的保安碼

2.4 如果你無法辨認保安碼，你可以按：

①: “Display another Security Code”以顯示另一個保安碼

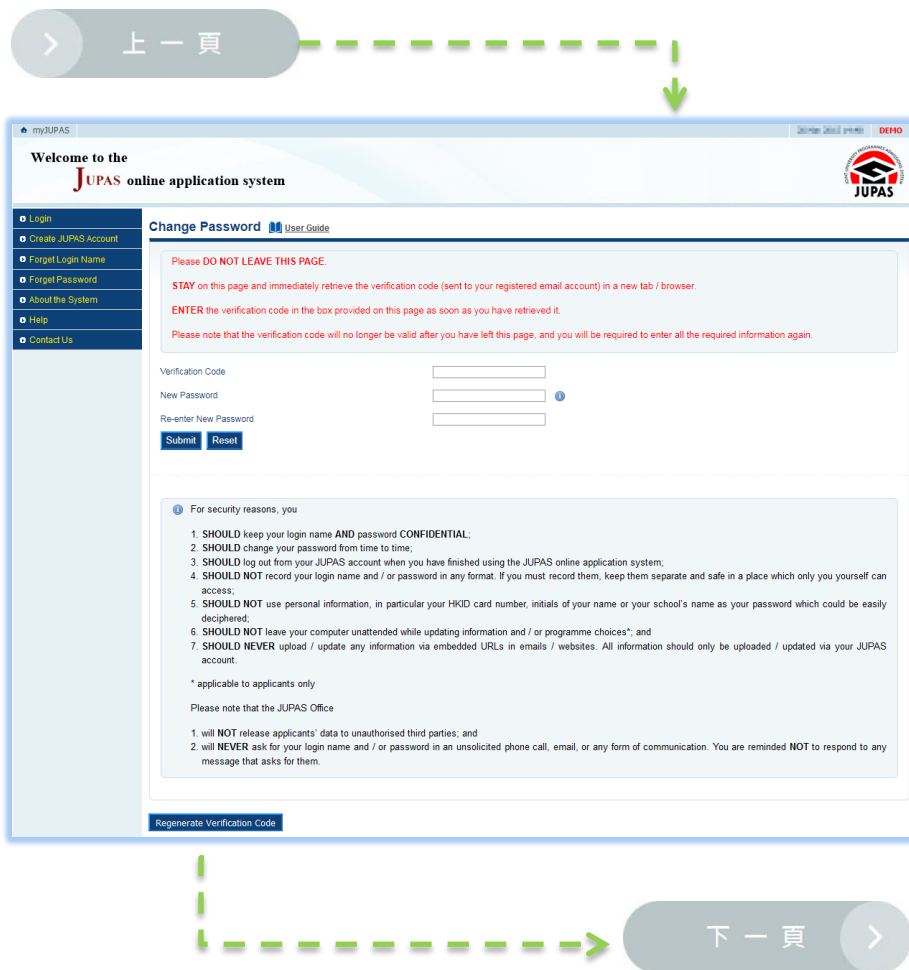
②: “download audio”以聆聽保安碼

2.5 按“Continue”



The image shows two screenshots of the JUPAS online application system. The first screenshot is the 'Applicant's Login' page, where the 'Forgot Password?' link is highlighted with a red box and a hand cursor. The second screenshot is the 'Please provide your registered email address below' page. It shows the 'Email Address' field with 'jupas@jupas.edu.hk' entered, the 'Login Name' field with 'jupasapp1', and the 'Question 3*' field with '123456789'. The 'Enter the code shown*' field has 'ya5fc4x' entered. The 'Display another Security Code' button is labeled with a circled 1, and the 'download audio' button is labeled with a circled 2. The 'Continue' button is highlighted with a red box and a hand cursor. A 'Next Page' button is visible at the bottom right.

2.6 請停留在此頁面，切勿關閉此視窗



> 上一頁

myJUPAS Language: English DEMO

Welcome to the
JUPAS online application system

Change Password [User Guide](#)

Please **DO NOT LEAVE THIS PAGE**.
STAY on this page and immediately retrieve the verification code (sent to your registered email account) in a new tab / browser.
ENTER the verification code in the box provided on this page as soon as you have retrieved it.
Please note that the verification code will no longer be valid after you have left this page, and you will be required to enter all the required information again.

Verification Code

New Password

Re-enter New Password

For security reasons, you

1. **SHOULD** keep your login name **AND** password **CONFIDENTIAL**;
2. **SHOULD** change your password from time to time;
3. **SHOULD** log out from your JUPAS account when you have finished using the JUPAS online application system;
4. **SHOULD NOT** record your login name and / or password in any format. If you must record them, keep them separate and safe in a place which only you yourself can access;
5. **SHOULD NOT** use personal information, in particular your HKID card number, initials of your name or your school's name as your password which could be easily deciphered;
6. **SHOULD NOT** leave your computer unattended while updating information and / or programme choices*; and
7. **SHOULD NEVER** upload / update any information via embedded URLs in emails / websites. All information should only be uploaded / updated via your JUPAS account.

* applicable to applicants only

Please note that the JUPAS Office

1. will **NOT** release applicants' data to unauthorised third parties; and
2. will **NEVER** ask for your login name and / or password in an unsolicited phone call, email, or any form of communication. You are reminded **NOT** to respond to any message that asks for them.

下一頁 >

2.7 到你登記的電子郵箱查閱驗證碼



注意

若未能找到該電子郵件，請檢查你電郵帳戶中的垃圾郵件 / 垃圾桶

2.8 若你沒有收到驗證碼：

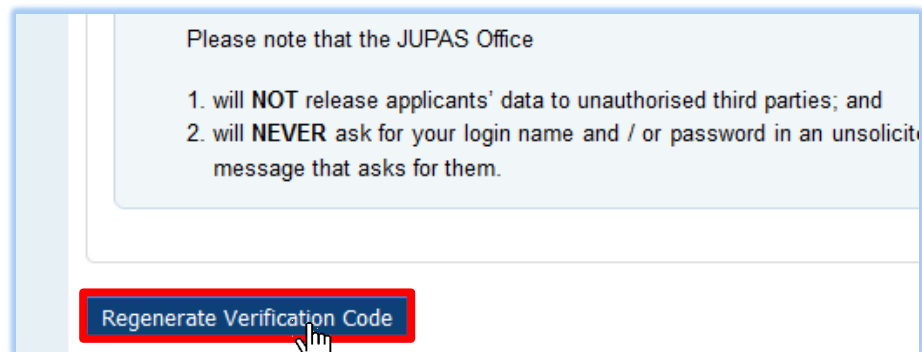
- 按“**Regenerate Verification Code**”
- 再次檢查你登記的電子郵箱



注意

你若曾多次重新發出驗證碼，請使用最後發出的驗證碼

> 上一頁



下一頁 >

2.9 輸入驗證碼及新密碼兩次




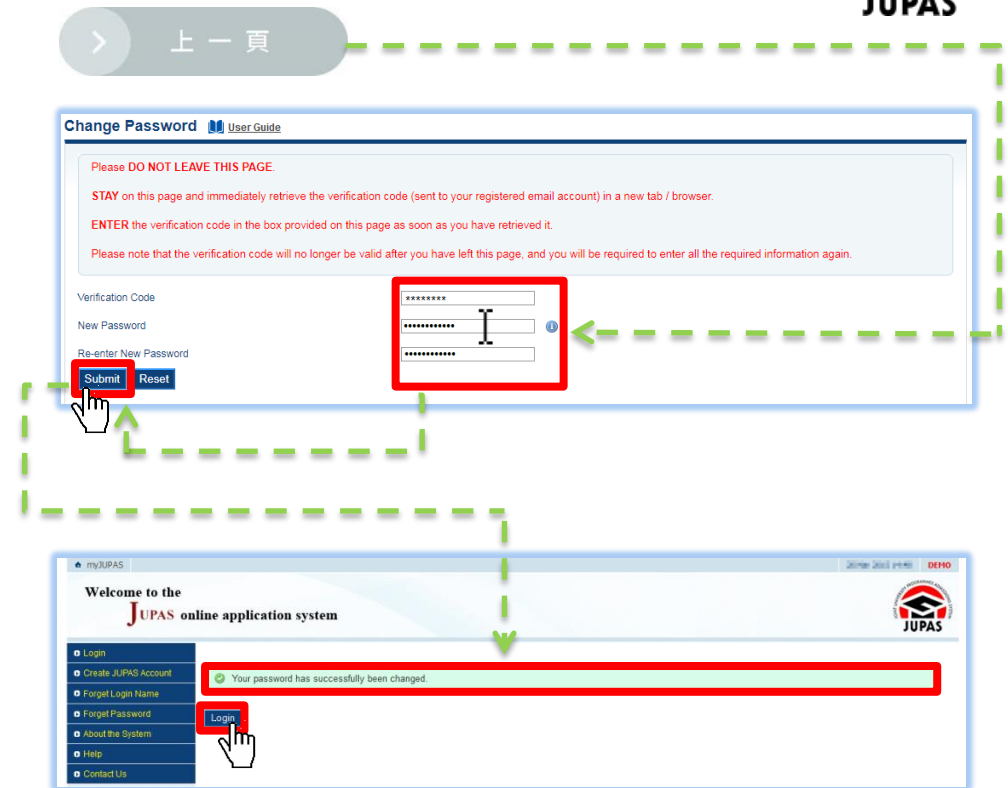
注意

密碼需由 10 – 20 個字元組成，並需區分字母的大小寫

2.10 按“Submit”

2.11 你已成功更改你的密碼

你可以  按“Login”以新密碼登入你的 [「大學聯招辦法」帳戶](#)



The screenshot shows the 'Change Password' page in the JUPAS system. At the top, there is a navigation bar with a back arrow and the text '上一頁'. The main content area has a warning: 'Please DO NOT LEAVE THIS PAGE. STAY on this page and immediately retrieve the verification code (sent to your registered email account) in a new tab / browser. ENTER the verification code in the box provided on this page as soon as you have retrieved it. Please note that the verification code will no longer be valid after you have left this page, and you will be required to enter all the required information again.' Below this, there are input fields for 'Verification Code', 'New Password', and 'Re-enter New Password'. A red box highlights the 'Submit' button, and a green dashed arrow points from it to the 'Login' button on the next page. The next page, 'myJUPAS', shows a 'Welcome to the JUPAS online application system' message and a 'Login' button. A red box highlights the 'Login' button, and a green dashed arrow points from the 'Submit' button on the previous page to it. A green dashed arrow also points from the 'Login' button on the previous page to the 'Login' button on this page. A red box highlights the message 'Your password has successfully been changed.' in the top right corner of the page.



注意

你應於使用「大學聯招辦法」網上申請系統完畢後，登出你的「大學聯招辦法」帳戶

